

2018


# Plastic Surgery

Books • Journals • Electronic Resources

Visit [www.thieme.com](http://www.thieme.com) to order these and other new and bestselling titles in Plastic Surgery



 Thieme



*New!*


**The Art of Combining Surgical and Nonsurgical Techniques in Aesthetic Medicine**

Julius W. Few Jr.

2018/224 pp./205 illus./hardcover & eBook/  
ISBN 978-1-62623-682-0

**Visionary approaches to beauty and rejuvenation**

With contributions from renowned practitioners in plastic surgery, dermatology, oculoplastics, and facial plastic surgery, this book focuses on how to strategically combine minimally-invasive aesthetic techniques for the face and body both with and without surgery. The text, with a goal of helping aesthetic practitioners attain favorable and longer-lasting results, finds its roots in evidence-based scientific principles and sound clinical applications.



*New!*

**The Elite Facial Surgery Practice Development and Management**

E. Gaylon McCollough

2018/175 pp./65 illus./softcover & eBook/  
ISBN 978-1-62623-644-8

**Uncover the secrets to a thriving practice**

This exemplary guide covers issues rarely discussed in clinical literature from preparing for a career in facial plastic surgery to everything it takes to achieve long-term excellence in clinical practice.

**PART I: How to build a thriving practice -**

Selecting the right training, following the golden rule of facial surgery, creating the ideal environment, developing an elite image, and leveraging social media

**PARTS II & III: Core facial surgery procedures -**

Indications, aging, facts versus myths, selecting an approach, before and after photos, and lessons learned

**PART IV: Invaluable insights -**

Creating and maintaining best practice models, dealing with unfortunate outcomes, managing and minimizing the risk of legal proceedings, and defending oneself in court



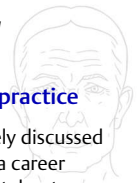
30 YEARS




40 YEARS




50 YEARS




60 YEARS



70 YEARS



80 YEARS



Watch out for  
this hot book!


### Centrofacial Rejuvenation

Patrick L. Tonnard  
Alexis M. Verpaele  
Richard H. Bensimon

2018/400 pp./1,350 illus./hardcover & eBook/  
ISBN 978-1-62623-686-8

### Covering all the hot topics in a highly visual style

Written by world-renowned authorities on minimally-invasive facial rejuvenation, this book covers ancillary procedures performed in conjunction with the MACS lift, focusing on the midface area. The highly visual text, which covers hot areas including fat grafting, fillers, and peels, is accompanied by online surgical videos and an image bank.



New!



### Centrofacial Rejuvenation Video Collection

Patrick L. Tonnard  
Alexis M. Verpaele

2018/Jewel Box with USB Flashdrive,  
Booklet 4 pp./  
ISBN 978-1-68420-027-6


**Visionary surgeons.  
Exceptional techniques.**

Presented by trailblazing plastic surgeons, this video collection addresses facial plastic surgery techniques with crucial awareness of the multifactorial process behind the aging face. With over 3 hours of video, this is extended footage from *Centrofacial Rejuvenation*. It includes cutting-edge fat harvesting and injection techniques for volume restoration, along with innovative methods for preparing the fat tissue, eliminating the need for overcorrection, reducing the downtime and morbidity, and avoiding complications.


#### KEY FEATURES:

- Introductory interviews with the authors and the noted Thomas M. Biggs, MD, address the challenges and opportunities of state-of-the-art surgery
- Newly-developed techniques including Sharp Needle Intra-dermal Fat (SNIF) injection as a permanent intra-dermal filler and Nanofat grafting with its regenerative capacities
- The power of synergistically combining appropriate techniques

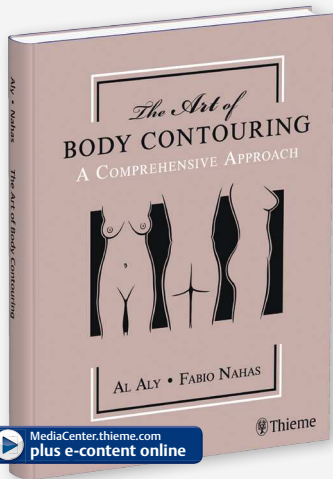
#### RELATED TITLES



Tonnard, 2004  
ISBN 978-1-62623-633-2



Tonnard, 2007  
ISBN 978-1-62623-632-5



**The Art of Body Contouring**  
A Comprehensive Approach

Al Aly  
Fabio Nahas

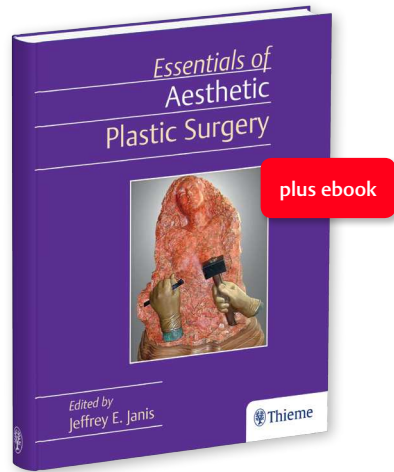
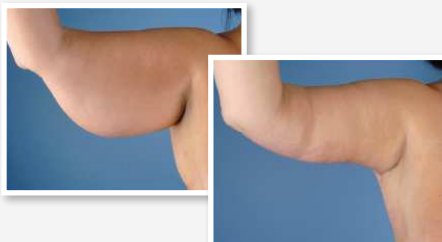
2017/614 pp./1,433 illus./hardcover & eBook/  
ISBN 978-1-62623-656-1

**The all-inclusive discussion on one of the hottest topics in plastic surgery**

This book encompasses body contouring procedures for patients of various body types. Edited by Dr. Aly and Dr. Nahas, it reflects the significant contributions to the art of body contouring from Brazil and other South American countries. Its consistent organization of chapters throughout the book aids in easy reference and the extensive number of beautiful illustrations assist readers with understanding and visualizing the topics contained within.

**FEATURES**

- Step-by-step guidance through procedures
- Detailed videos demonstrating multiple procedures
- Contributions from world authorities in the field



*New!*

**Essentials of Aesthetic Plastic Surgery**  
Third Edition


Jeffrey E. Janis

2018/941 pp./550 illus./hardcover & eBook/  
ISBN 978-1-62623-654-7


**Keep up with the essentials with a new edition of this bestselling book**

This brand-new title covers aesthetic surgery of the face and body as well as thorough discussion of the general principles involved in treating aesthetic patients. This convenient, portable book features a didactic, high-yield writing style and tips, tricks, and opinion boxes from high-profile expert authors.


**ALSO RECOMMENDED**



Janis, 2014  
ISBN 978-1-62623-657-8



Jones, 2015  
ISBN 978-1-62623-659-2




*New!*

**Facial Volumization  
An Anatomic  
Approach**

**Jerome P. Lamb  
Christopher Surek**

2018/96 pp./58 illus./  
hardcover & eBook/  
ISBN 978-1-62623-694-3



**Fat Injection**

**From Filling to Regeneration**

**Sydney R. Coleman  
Piccardo F. Mazzola**

2009/803 pp./700 illus./  
hardcover & eBook/  
ISBN 978-1-62623-577-9

**The book that compiles the  
world's experience with fat  
grafting techniques**

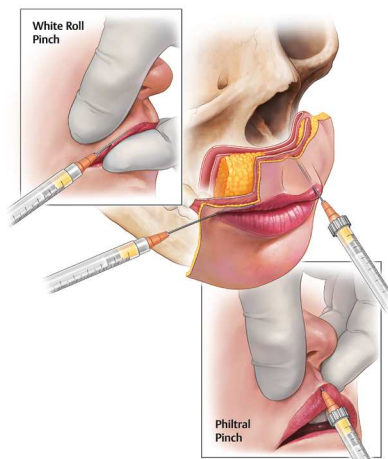
Discussing not only the restoration and creation of fullness in the face and body but also the effect which transplanted fat has on surrounding tissue, the contributors to this book present their observations on the remarkable changes on various body features that fat grafting produces. They explore possible explanations for these observations, including the effect of stem cells transplanted in the fatty tissue.

**Journey through facial architecture**

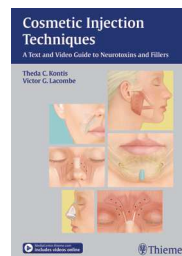
The face's dynamic planes present a challenge in aesthetic surgery; volume replenishment is a key component of treatment. This book bridges the gap between the anatomy lab and injection clinic by synthesizing facial anatomy into a "one-stop shop" on procedures from the chin and perioral to the midface and temple.

**KEY FEATURES**


- Beautiful, full-page color illustrations systematically reveal each layer of the face
- The left side of each page summarizes vascular, muscular, ligament, and adipose components of specific layers paired with cadaveric dissection photographs
- More than 20 online patient injection videos include detailed injector commentary
- Guidance on augmentation and enhancement techniques with the latest fillers and injections




**ALSO RECOMMENDED**



Kontis, 2013  
ISBN 978-1-60406-712-5



Herman, 2014  
ISBN 978-1-60406-703-3



**Plastic Surgery Emergencies**  
Principles and Techniques  
Second Edition

Jamal M. Bullocks  
Patrick W. Hsu  
Shayan A. Izaddoost  
Larry H. Hollier, Jr.


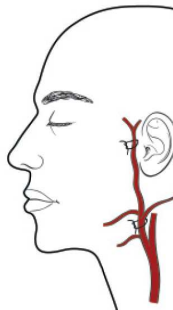
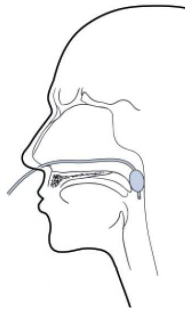
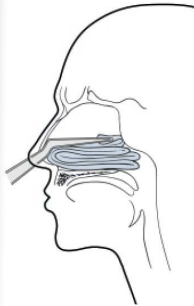
2017/304 pp./192 illus./  
softcover & eBook/  
ISBN 978-1-62623-115-3

**Keep a level head under pressure—prepare for emergencies in advance**

The second edition of this detailed guide to diagnosing and treating common plastic surgery emergencies includes updated clinical information, basic skills for training, and protocols for a range of problems.

**FIND SUCCESS: CHECK OUT THE**

- New chapter on sternal wounds
- Easy-to-follow color diagrams
- Full-color photographs



*New!*

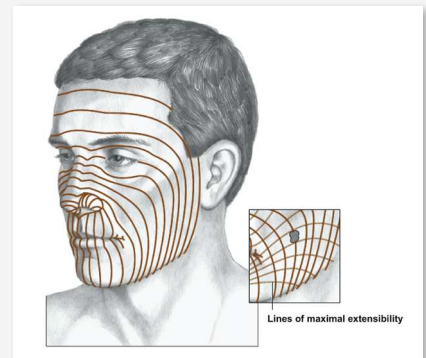
**Fundamental Topics in Plastic Surgery**


Diego Marré

2018/365 pp./288 illus./hardcover & eBook/  
ISBN 978-3-13-205911-5

**Acquire a solid understanding of the conceptual roots and fundamentals of plastic surgery**

This reference text gathers all the fundamental aspects of the wide-ranging specialty of plastic surgery into one book to help readers study and learn in a timely, effective manner. Rather than focusing on specific anatomic areas or surgical techniques, this book provides readers with a solid foundation from which to move forward and specialize.





New!

**The Unfavorable Result in Plastic Surgery  
Avoidance and Treatment  
Fourth Edition**

Mimis N. Cohen  
Seth R. Thaller

2018/1,488 pp./1,700 illus./hardcover & eBook/  
ISBN 978-1-62623-674-5

MediaCenter.thieme.com  
plus e-content online


**The masterful legacy updated for future generations**

Lauded as a classic text in plastic surgery, described by reviewers as “an unforgettable masterpiece,” “an invaluable companion text,” and “a vast resource,” and now available in an illuminating new edition, this book embraces the philosophy “Mistakes are often the best teachers.” The updated text and videos are remarkable in their candor and their vast number of lessons on complications typically not shared in plastic surgery literature.


**KEY HIGHLIGHTS**

- Concise text, clinical pearls, and case presentations on preventing, recognizing, and managing unfavorable results
- Preoperative, intraoperative, and postoperative surgical complications and risks
- Full-color updates of nearly 1,400 illustrations including outstanding bespoke artwork
- More than 100 online video clips of techniques

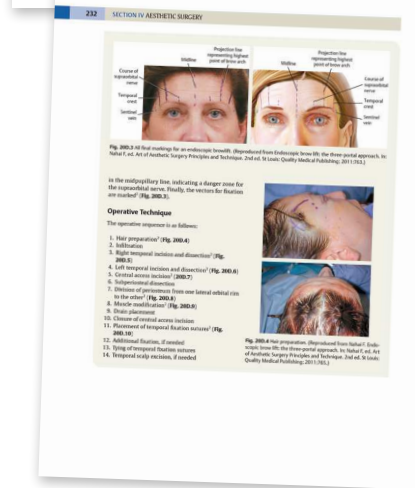
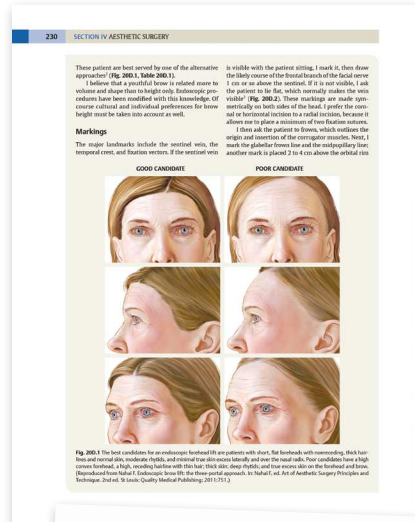
**ALSO RECOMMENDED**

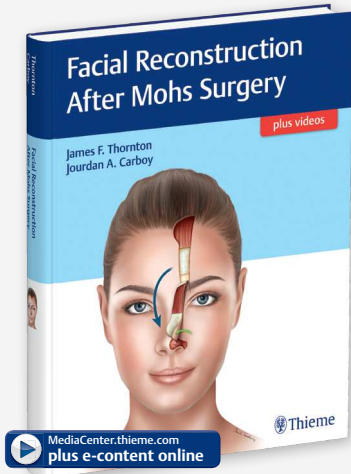


Papell, 2016  
ISBN 978-1-60406-848-1



Cheney, 2014  
ISBN 978-1-62623-665-3





New!

## Facial Reconstruction after Mohs Surgery

James F. Thornton  
Jourdan A. Carboy

2018/228 pp./467 illus./hardcover & eBook/  
ISBN 978-1-62623-734-6

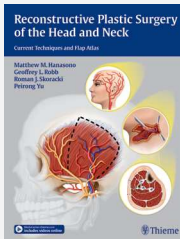
### Tried and true: soft tissue reconstruction after Mohs

While Mohs, the gold standard surgical treatment for head and neck skin cancer excision, has a 99% effectiveness rate for new cancers and 95% for recurrences, more than 90% of patients desire improvement in their scars. With step-by-step guidance on efficacious, aesthetically pleasing, and functionally complete repairs, this book summarizes 12,000 post-Mohs facial reconstruction surgical cases.

#### KEY HIGHLIGHTS

- General techniques including wound care, skin and cartilage grafts, and local and pedicled flaps
- Managing intraoperative, acute, and late healing stage complications, optimizing scars, and performing revision surgeries
- Nearly 500 full-color photos and drawings as well as 20 high quality online video clips

#### ALSO RECOMMENDED



Hanasono, 2016  
ISBN 978-1-60406-807-8





# MedOne Plastic Surgery



## Plastic surgery from the names you trust

MedOne Plastic Surgery lets you watch videos, download images, and search award-winning Thieme content, anytime.

### E-BOOKS

Browse Thieme's complete collection of plastic surgery e-books

### PROCEDURES

Review surgical techniques with step-by-step instructions

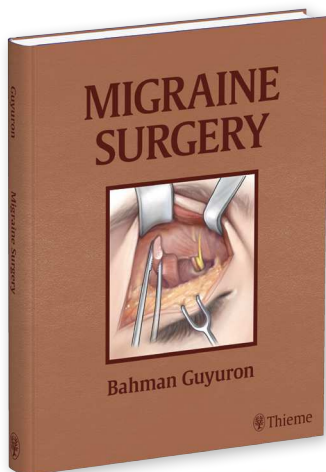
### LEARN FROM THE MASTERS

Watch and learn from content curated by experts

### E-JOURNALS

Keep up with research using Thieme's plastic surgery articles

Sign up for a free trial  
medone-plasticsurgery.thieme.com



*New!*

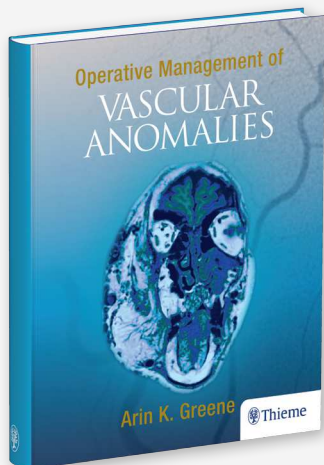
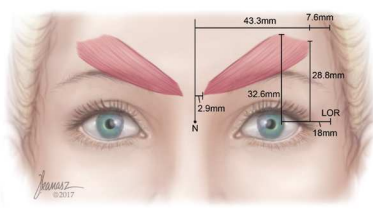
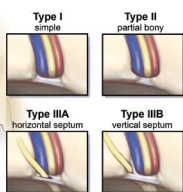
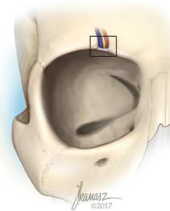
## Migraine Surgery

**Bahman Guyuron**

2018/112 pp./85 illus./hardcover & eBook/  
ISBN 978-1-62623-692-9

### Reduce & remove migraines

A rising hot topic in plastic surgery, migraine has recently been found to have efficacious surgical treatments: between 80-92% of patients report a minimum of 50% reduction in migraine headaches and approximately 33% of patients experience complete elimination of migraines. Written by the authority on migraine surgery who pioneered this treatment, this book focuses on treating migraines with nerve decompression surgery.



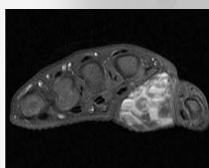
## Operative Management of Vascular Anomalies

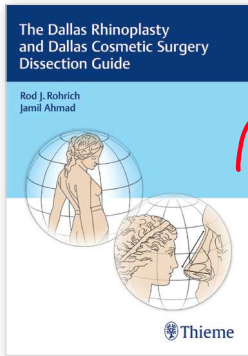
**Arin K. Greene**

2017/278 pp./180 illus./hardcover & eBook/  
ISBN 978-1-62623-690-5

### Cover the entire field of vascular anomalies in one manageable volume

This "how-to" text illustrates the principles and techniques for surgical management of vascular anomalies and describes the operative management of these lesions in different anatomical locations. This heavily illustrated book was designed to be easily referenced and contains classification, operative principles, figures, and videos provided by experts with a multidisciplinary approach to patient care.





New!



## The Dallas Rhinoplasty and Dallas Cosmetic Surgery Dissection Guide

Rod J. Rohrich  
Jamil Ahmad

2018/Jewel Box with USB Flashdrive & Booklet 32 pp./20 illus./  
ISBN 978-1-62623-992-0

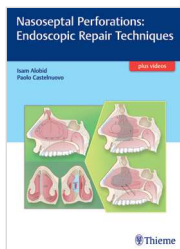
### Dallas Rhinoplasty at your fingertips!

*The Dallas Rhinoplasty and Dallas Cosmetic Surgery Dissection Guide* brings the world-renowned Dallas Rhinoplasty and Cosmetic Courses direct to your computer or mobile device.


#### IT OFFERS VIEWERS THE FOLLOWING KEY FEATURES:

- Surgical footage of procedures performed by legends in plastic surgery, Dr. Rod J. Rohrich and Dr. Jamil Ahmad
- A 30-minute rhinoplasty dissection
- A 30-minute cosmetic surgery demonstration
- Approximately 2.5 hours of high-quality cadaveric surgery footage with detailed views of the anatomy
- Clinically relevant procedures for multiple subspecialties by experts in the field
- A dissection guide with stunning full-color photographs and illustrations of the procedures captured in the video


#### ALSO RECOMMENDED



Alobid, 2017  
ISBN 978-3-13-205391-5



Rohrich, 2014  
ISBN 978-1-62623-677-6



### Secondary Rhinoplasty by the Global Masters

Rod J. Rohrich  
Jamil Ahmad

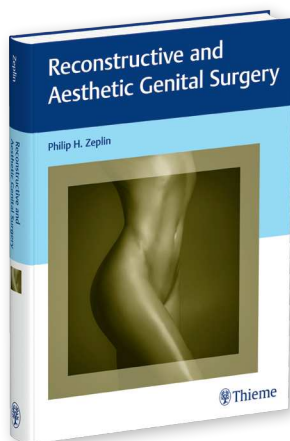
2017/1,816 pp./3,000 illus./  
hardcover & eBook/  
ISBN 978-1-62623-678-3

#### The ultimate resource on secondary rhinoplasty

Rhinoplasty is one of the most challenging operations in aesthetic plastic surgery. Unpredictable post-operative healing, natural facial asymmetry, and high patient expectations lead to a high incidence of secondary (revision) operations.

#### FEATURES

- Unique content that stands alone or accompanies *Dallas Rhinoplasty*
- Aesthetic and reconstructive secondary rhinoplasty
- 3,000 beautiful color photographs and illustrations
- Operative videos highlighting key techniques



*New!*

## Reconstructive and Aesthetic Genital Surgery

Philip H. Zeplin


2018/176 pp./250 illus./hardcover & eBook/  
ISBN 978-3-13-241289-7

### The much-welcomed guide to surgery for male and female genitalia

Describing the possibilities and limitations of modern reconstructive and aesthetic surgery of the male and female genitalia, this unique work promotes individualized treatment and detailed knowledge of anatomy. This book links the fields of plastic surgery, gynecology, urology, and dermatology to guide surgeons becoming acquainted with the complexities and controversies of surgery in this highly sensitive body area require.

#### KEY FEATURES

- 250 illustrations accompany the concise text on specialized surgical techniques
- Background information facilitates understanding of the anatomic and physiologic relationships
- Integrated discussion of complications allows realistic assessment of risks while suggesting appropriate therapy for complications
- Numerous case studies illustrate the subject's many facets



## Female Cosmetic Genital Surgery

### Concepts, Classification and Techniques

Christine Hamori

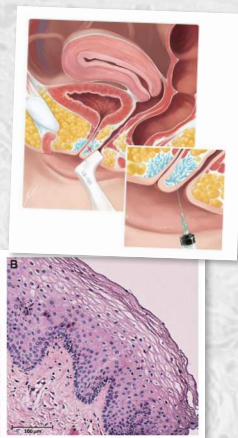
Paul E. Banwell

Red M. Alinsod


2017/264 pp./350 illus./hardcover & eBook/  
ISBN 978-1-62623-649-3

### Patients know about it. So should you.


Female genital rejuvenation is a hot topic growing in popularity thanks to more media awareness. This comprehensive and highly visual text covers the important issues of patient selection and consultation as well as different operative techniques, with accompanying surgical video. These fully narrated video clips with surgical details especially focus on how to deal with complications and secondary cases.



#### ALSO RECOMMENDED



Salgado, 2017  
ISBN 978-1-62623-683-7



*New!*

### Atlas of Distal Radius Fractures

Francisco Del Pinal

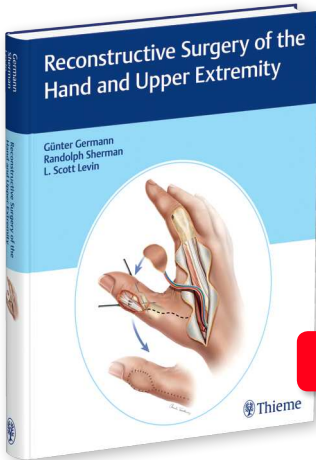
2018/360 pp./1,730 illus./hardcover & eBook/  
ISBN 978-1-62623-679-0

Written by one of the world's foremost authorities, this beautifully illustrated surgical atlas is a case-based presentation of the management of distal radius fractures. Each chapter, complete with detailed photographs and illustrations, offers a comprehensive guide to the diagnosis and treatment of a specific fracture including possible complications and how to prevent them.

#### KEY HIGHLIGHTS

- Author-narrated operative video for all chapters explain each maneuver
- Photos and illustrations guide the reader through procedures
- A focus on the "how" of technique keeps attention on necessary steps for addressing specific fractures
- Real cases cover all the difficult aspects of fracture management

Essential insights from  
a premier hand surgeon



*New!*

### Reconstructive Surgery of the Hand and Upper Extremity

Günter Germann  
Randolph Sherman  
L. Scott Levin

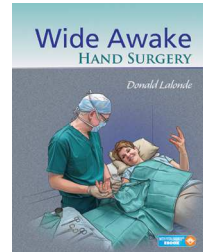
2018/328 pp./209 illus./  
hardcover & eBook/  
ISBN 978-1-62623-601-1

plus ebook  
and videos


A unique, color-coded roadmap for treating  
the complex upper extremity patient

This text takes a unique, high-yield approach to reconstruction of the hand and upper extremity. Liberally illustrated with over 300 color drawings and numerous case examples, the book presents over 100 algorithms offering reconstructive pathways together with a comprehensive atlas of flaps for repair, focussing on advantages, disadvantages and pearls and pitfalls associated with each technique and illustrated with plentiful clinical examples. The book includes operative DVDs, a bonus e-book version, and numerous cadaver dissections to show operative details.

#### ALSO RECOMMENDED




LaLonde, 2015  
ISBN 978-1-62623-662-2



Boyer, 2016  
ISBN 978-1-62623-660-8

# Acclaimed journals pushing the bounds of innovation







Journal of Reconstructive  
Microsurgery Open

The Surgery Journal

Craniomaxillofacial Trauma  
& Reconstruction Open



<http://open.thieme.com>



*Free online access for  
individual subscribers*

Craniomaxillofacial Trauma & Reconstruction

Facial Plastic Surgery

Journal of Reconstructive Microsurgery

Seminars in Plastic Surgery

For more information on publishing in or reading these journals, visit [www.thieme.com/journals](http://www.thieme.com/journals).

Individual print subscriptions include free online access to current and back issues via [www.thieme-connect.com/products](http://www.thieme-connect.com/products). For institutional sales, email [esales@thieme.com](mailto:esales@thieme.com).

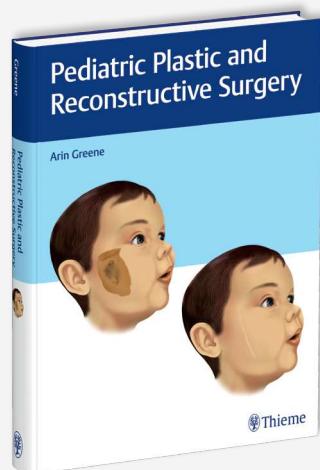


- 11 **Alobid**, *Nasoseptal Perforations: Endoscopic Repair Techniques*
- 4 **Aly**, *The Art of Body Contouring*
- 13 **Boyer**, *100 Hand Cases*
- 6 **Bullocks**, *Plastic Surgery Emergencies*
- 7 **Cheney**, *Facial Surgery*
- 7 **Cohen**, *The Unfav, orable Result in Plastic Surgery*
- 5 **Coleman**, *Fat Injection*
- 13 **Del Pinal**, *Atlas of Distal Radius Fractures*
- 2 **Few**, *The Art of Combining Surgical and Nonsurgical Techniques in Aesthetic Medicine*
- 13 **Germann**, *Reconstructive Surgery of the Hand and Upper Extremity*
- 10 **Greene**, *Operative Management of Vascular Anomalies*
- 16 **Greene**, *Pediatric Plastic and Reconstructive Surgery*
- 10 **Guyuron**, *Migraine Surgery*
- 12 **Hamori**, *Female Cosmetic Genital Surgery*
- 8 **Hanasono**, *Reconstructive Plastic Surgery of the Head and Neck*
- 5 **Herman**, *Encyclopedia of Aesthetic Rejuvenation Through Volume Enhancement*
- 4 **Janis**, *Essentials of Aesthetic Plastic Surgery*
- 4 **Janis**, *Essentials of Plastic Surgery*
- 4 **Jones**, *Essentials of Plastic Surgery: Q&A Companion*
- 5 **Kontis**, *Cosmetic Injection Techniques*
- 13 **LaLonde**, *Wide Awake Hand Surgery*
- 5 **Lamb**, *Facial Volumization*
- 6 **Marre**, *Fundamental Topics in Plastic Surgery*
- 2 **McCollough**, *The Elite Facial Surgery Practice*
- 9 *MedOne Neurosurgery*
- 7 **Papel**, *Facial Plastic and Reconstructive Surgery*
- 11 **Rohrich**, *Dallas Rhinoplasty*
- 11 **Rohrich**, *The Dallas Rhinoplasty and Dallas Cosmetic Surgery Dissection Guide*
- 11 **Rohrich**, *Secondary Rhinoplasty by the Global Masters*
- 12 **Salgado**, *Gender Affirmation*
- 8 **Thornton**, *Facial Reconstruction after Mohs Surgery*
- 3 **Tonnard**, *Centrofacial Rejuvenation*
- 3 **Tonnard**, *Centrofacial Rejuvenation Video Collection*
- 3 **Tonnard**, *Short-Scar Face Lift*
- 3 **Tonnard**, *The MACS-Lift*
- 12 **Zeplin**, *Reconstructive and Aesthetic Genital Surgery*
- 14 **JOURNALS**
- Craniomaxillofacial Trauma & Reconstruction*
- Craniomaxillofacial Trauma & Reconstruction Open Facial Plastic Surgery*
- Journal of Reconstructive Microsurgery*
- Journal of Reconstructive Microsurgery Open*
- Seminars in Plastic Surgery*
- The Surgery Journal*

Check out the  
latest books  
& e-books  
from Thieme!



A comprehensive and reasonably-sized practical resource for pediatric plastic surgical conditions



*New!*

### **Pediatric Plastic and Reconstructive Surgery**

**Arin K. Greene**

2018/6000 pp./  
1,243 illus./hardcover/  
ISBN 978-1-62623-262-4

This easy-to-use and clinically focused book gives comprehensive, practical coverage for pediatric plastic and reconstructive surgery. Its focus on practical management of conditions offers clinical information but avoids detailed descriptions of basic sciences and obsolete procedures. Liberal illustrations and supplementary video content accompany the text.

Order today! Visit us at [www.thieme.com](http://www.thieme.com).



@thiemepublishers



@ThiemeNY



@thieme-publishers



@thieme.ny



TPS / 18-001 SNP Prices subject to change without notice.