



July 2023–September 2023

New Publication Announcement

www.co.uk/catalogues


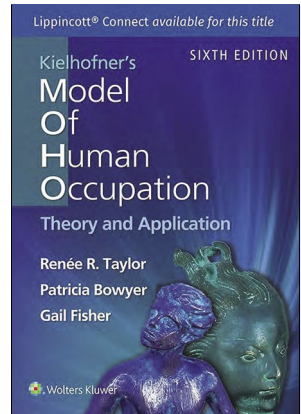
July 2023–September 2023

Kielhofner's Model of Human Occupation, 6th Edition

By Renée Taylor, Patricia Bowyer, and Gail Fisher

Updated throughout with the latest research, **Kielhofner's Model of Human Occupation**, 6th Edition, is the definitive resource on the theory and application of the most widely used model in occupational therapy today. A client-centered approach explores what motivates each individual, how they select occupations and establish everyday routines, and how environment influences occupational behavior. This revised 6th Edition reflects the current framework and incorporates the most up-to-date MOHO theory, research, and application practices to give users complete preparation for today's client care challenges.

- **NEW!** Enhanced focus on geriatrics and pediatrics equips students with specific strategies for populations and conditions commonly managed through MOHO.
- **NEW!** Full-color presentation clarifies key insights and keeps content engaging. Authoritative coverage empowers students with proven, practical guidance on the complete spectrum of MOHO theory and application.



North American Edition / ISBN: 978-1-9751-7518-4 / (\$94.99 / £N/A / €N/A / AU\$131.00)
US, CAN, AUS, NZ, PR, USVI Only

International Edition / ISBN: 978-1-9751-7521-4 / (\$94.99 / £72.00 / €85.00 / AU\$N/A)

World ex US, CAN, AUS, NZ, PR, USVI

Approx. 528 pp. / 7 x 10 / July 2023

Table of Contents

Order Placement	iv
Returns Policy - Contact	iv
Translation Rights Representatives	v
Co-Publishing Representatives	v
US Catalogue & Special Sales Customers	v
Representatives	vi
International Editions	viii
Product Details	viii
Baldor, The Family Medicine Board Review Book: Multiple Choice Questions & Answers, 2nd Edition, 978-1-9752-1346-6	8
Casanova, Beckmann and Ling's Obstetrics and Gynecology, 9th Edition, International Edition, 978-1-9751-8064-5	7
Casanova, Beckmann and Ling's Obstetrics and Gynecology, 9th Edition, North American Edition, 978-1-9751-8057-7	7
Cook, Differential Diagnoses in Surgical Pathology: Non-Neoplastic Dermatopathology, 1st Edition, 978-1-9751-8465-0	18
Cullen, Barash, Cullen, and Stoelting's Clinical Anesthesia, 9th Edition, 978-1-9751-9907-4	3
Ellison, Fischer's Mastery of Surgery, 8th Edition, 978-1-9751-7643-3	21
Epstein, Biopsy Interpretation of the Bladder, 4th Edition, Biopsy Interpretation Series, 978-1-9751-9920-3	16
Frendl, Pocket ICU, 3rd Edition, 978-1-9751-9225-9	4
Gillen, Willard and Spackman's Occupational Therapy, 14th Edition, International Edition, 978-1-9751-7491-0	1
Gillen, Willard and Spackman's Occupational Therapy, 14th Edition, North American Edition, 978-1-9751-7488-0	1

Table of Contents (continued)

Honan, Medical-Surgical Nursing: Focus on Clinical Judgment, 3rd Edition, International Edition, 978-1-9751-9095-8	24
Honan, Medical-Surgical Nursing: Focus on Clinical Judgment, 3rd Edition, North American Edition, 978-1-9751-9094-1	24
Howley, Fields Virology: Fundamentals, 7th Edition, 978-1-9751-1251-6	10
Husain, Current Practice of Clinical Electroencephalography, 5th Edition, 978-1-9751-8375-2	11
Javle, Handbook of Targeted Cancer Therapy and Immunotherapy: Gastrointestinal Cancer, 1st Edition, 978-1-9751-6294-8	12
Jones, Pocket Surgery, 3rd Edition, 978-1-9751-9033-0	19
King, Biopsy Interpretation of the Lymph Nodes, 1st Edition, Biopsy Interpretation Series, 978-1-9751-8462-9	17
LWW, Wound Care Made Incredibly Easy!, 4th Edition, Incredibly Easy! Series®, International Edition, 978-1-9752-0922-3	25
LWW, Wound Care Made Incredibly Easy!, 4th Edition, Incredibly Easy! Series®, North American Edition, 978-1-9752-0921-6	25
Moore, Ernest E. Moore Shock Trauma Center at Denver Health Illustrated Tips and Tricks in Trauma Surgery, 1st Edition, 978-1-9751-0951-6	20
Numan, Atlas of Gynecologic Pathology: A Pattern-Based Approach, 1st Edition, 978-1-9751-2476-2	15
Pawlina, Histology: A Text and Atlas: With Correlated Cell and Molecular Biology, 9th Edition, International Edition, 978-1-9751-8157-4	9
Pawlina, Histology: A Text and Atlas: With Correlated Cell and Molecular Biology, 9th Edition, North American Edition, 978-1-9751-8151-2	9
Rhoton, Cranial Anatomy and Surgical Approaches, 978-1-9752-2687-9	22
Schwartzstein, Mechanical Ventilation for Respiratory Failure: Demystifying the Box in the Corner of the Room, 1st Edition, 978-1-9751-7109-4	5
Shaffner, Rogers' Textbook of Pediatric Intensive Care, 6th Edition, 978-1-9751-7421-7	6
Taylor, Kielhofner's Model of Human Occupation, 6th Edition, International Edition, 978-1-9751-7521-4	2

Table of Contents (continued)

Taylor, Kielhofner's Model of Human Occupation, 6th Edition, North American Edition, 978-1-9751-7518-4	2
Vallier, Foundations for Success in Orthopaedic Surgery, 1st Edition, 978-1-9752-2253-6.	13
Vizcarra, Core Curriculum for Infusion Nursing: An Official Publication of the Infusion Nurses Society, 5th Edition, International Edition, 978-1-9752-2305-2	23
Vizcarra, Core Curriculum for Infusion Nursing: An Official Publication of the Infusion Nurses Society, 5th Edition, North American Edition, 978-1-9752-2304-5	23
Wake, Biopsy Interpretation of the Bone Marrow, 1st Edition, Biopsy Interpretation Series, 978-1-4963-0059-1	14
Spanish Language Titles	26
Order Form	Center Insert

*The Washington Manual® is a registered mark belonging to Washington University in St. Louis to which international legal protection applies. The mark is used in this publication by Wolters Kluwer under license from Washington University.

Order Placement

Europe

Wolters Kluwer
Ingram Publisher Services (IPS)
tel: +44 (0) 175 220 2301
email: ipsuk.lww.orders@ingramcontent.com

Australia/New Zealand

Wolters Kluwer Customer Service
tel: +61 29 857 1313
email: LWWcustservANZ@wolterskluwer.com

Japan

Wolters Kluwer
Toshiya Murayama
tel: +81 35 427 1969
fax: +81 33 451 2025
email: Toshiya.Murayama@wolterskluwer.com
AsiaPacific@wolterskluwer.com

India, Nepal, Sri Lanka, Bangladesh, Pakistan

Wolters Kluwer India
Priya Francis
tel: +91 124 496 0922
fax: +91 124 496 0888
email: Priya.Francis@wolterskluwer.com

North Asia

Wolters Kluwer
Lilian Tsai
tel: +886 22 391 4336
mob: +886 91 539 9075
fax: +886 22 391 4323
email: Lilian.Tsai@wolterskluwer.com
AsiaPacific@wolterskluwer.com

South East Asia

Wolters Kluwer
Kit Mei Wong
tel: +65 6211 3911
mob: +65 8128 7781
email: kitmei.wong@wolterskluwer.com
AsiaPacific@wolterskluwer.com

Mexico, Central and South America

Wolters Kluwer P&E Mexico, S.A. de C.V.
Montecito 38, Piso 35, Of. 31/32
Nápoles, 03810, Deleg. Benito Juárez
Mexico City
tel: +52 555 663 3369
email: consultas@wolterskluwer.com

Returns Policy

Europe

Wolters Kluwer
Ingram Publisher Services (IPS)
1 Deltic Avenue
Rooksley
Milton Keynes
MK13 8LD
tel: +44 (0) 1752 202 301

All Other Regions

Wolters Kluwer
Cengage Learning
Returns Dept
10650 Toebben Dr
Independence
Ky 41051
USA

Australia/New Zealand

Wolters Kluwer
XL Express (Logistics) Pty Ltd (XLE)
Unit 1 18 Shale Place
Eastern Creek NSW 2766
email: LWWcustservANZ@wolterskluwer.com

Translation Rights Representatives

Shashank Tiwari

Foreign Rights Manager (Books)
tel: +91 72 0808 7383
email: Shashank.tiwari@wolterskluwer.com
Representing the following language markets:
Italian, Japanese, Portuguese

Vijay Kushlani

Translation Foreign Rights & Commercial
Reprints Executive (Books, Journals & Reprints)
tel: +91 74 0045 1617
email: Vijay.Kushlani@wolterskluwer.com
Representing the following language markets:
Russian, Greek, Turkish, Polish, Romanian,
Hungarian, Bulgarian, Arabic & Czech

Therese Tshiteya

Foreign Rights Commercial Reprints Executive
(Books, Journals & Reprints)
tel: +44 (0)788 449 1303
email: Therese.Tshiteya@wolterskluwer.com
Representing the following language markets:
French, German, Finnish, Swedish, Danish &
Norwegian

Angel Gabriel Rodas Velazco

Foreign Rights & Commercial Reprints Executive
(Books, Journals & Reprints)
tel: +44 (0)790 449 5349
email: Angel.Rodas@wolterskluwer.com
Representing the following language markets:
Spanish

Tiantian Yang

Rights Manager China (Journals & Books)
tel: +86 10 5863 7876
email: Tiantian.yang@wolterskluwer.com
Languages served: Simplified Chinese (China)

Penelope Chen

Rights Executive Taiwan
(Books, Journals & Reprints)
tel: +886 2 2370 8376
email: Penelope.chen@wolterskluwer.com
Languages served: Traditional Chinese,
Vietnamese, Mongolian, Korean and Japanese

Co-Publishing Representative

Dr. Carlos Mendoza

Spanish
tel: +52 555 663 3369 ext. 105
mob: +52 1 555 5401 4871
email: carlos.mendoza@wolterskluwer.com

US Catalogue & Special Sales Customers

Peggy Miller

Wolters Kluwer
Associate Director, Corporate and Special Sales
tel: +1 410 528 4379
email: Peggy.Miller@wolterskluwer.com

Representatives

Australia & New Zealand

Donna Smith
Book Sales Channel Manager
tel: +61 29 857 1553
email: Donna.Smith@wolterskluwer.com

Ireland

Michael Darcy
Brookside Publishing Services Ltd
mob: +353 86 225 2380
email: sales@brookside.ie

Italy, Greece, France and Portugal

John Youens
Senior Sales Director
mob: +44 (0) 203 197 6514
email: john.youens@wolterskluwer.com

Great Britain

Tim Stone
Key Account Manager, UK
mob: +44 (0) 782 504 8869
email: Tim.D.Stone@wolterskluwer.com

Julia Frost
Account Manager, Southern UK
tel: +44 (0) 779 001 7130
email: julia.frost@wolterskluwer.com

Stewart Fields
Account Manager Scotland and
Northern England/Wales
tel: +44 (0) 797 003 5604
email: Stewart.Fields@wolterskluwer.com

Netherlands, Belgium, Luxembourg

Ben Greig, Colin Flint Ltd
tel: +44 (0) 785 496 1315
email: ben@colinflintltd.co.uk

Germany, Austria, Switzerland

Tim Stone
Key Account Manager
mob: +44 (0) 782 504 8869
email: Tim.D.Stone@wolterskluwer.com

Stewart Fields
Account Manager
tel: +44 (0) 797 003 5604
email: Stewart.Fields@wolterskluwer.com

Eastern Europe

Jacek Lewinson
tel/fax: +48 2 2628 3956
mob: +48 5 0260 3290
email: Jacek@jaceklewinson.com

Spain

Pablo Blanco
tel: +34 9 1602 0000
mob: +34 6 7670 9286
email: pablo.blanco@wolterskluwer.com

Denmark, Finland, Iceland, Norway, Sweden

Ben Greig, Colin Flint Ltd
tel: +44 (0) 785 496 1315
email: ben@colinflintltd.co.uk

Middle East, Malta, Cyprus, Turkey, Northern Africa, Israel

IPR
tel: +357 2 287 2355
fax: +357 2 287 2359
email: iprschl@spidernet.com.cy

Southern Africa

Jill Watson
tel: +27 (0) 1 1964 1144
fax: +27 (0) 1 1964 3196
mob: +27 (0) 8230 8607
email: sales@watsonmarketing.co.za

Representatives (continued)

Nigeria

Femi Anulopo
Rombic Concepts Ltd.
tel: +234 (0) 80 3328 0593
email: ceo@rombicconcepts.com

Ghana and Rest of Africa

Amos Bampisaki
tel: +256 7 7292 7256
email: amos.bampisaki@booklinesafrica.com

Japan

Toshiya Murayama
tel: +81 3 5427 1969
fax: +81 3 3451 2025
email: Toshiya.Murayama@wolterskluwer.com

China, Hong Kong, Macau

Tiky Liu
mob: +86 134 2603 1120
email: Tiky.Liu@wolterskluwer.com

Taiwan

Lilian Tsai
tel: +886 2 2391 4336
mob: +886 9 1539 9075
fax: +886 2 2391 4323
email: Lilian.Tsai@wolterskluwer.com

Korea

Kyung-Han Chung
tel: +82 2 2138 7779
mob: +82 10 2299 0975
fax: +82 2 6968 1700
email: khchung@igroupkorea.com

South East Asia

Kit Mei Wong
tel: +65 6211 3911
mob: +65 8128 7781
email: kitmei.wong@wolterskluwer.com

Philippines, Guam, Saipan, Palau

Tony Sagun and Alda Sagun
tel: +63 2 660 8430 / +63 2 660 5480
fax: +63 2 660 0342
email: tonysagun@crwbooks.com

Singapore, Malaysia, Indonesia

PC Tham
tel: +65 9363 7838
fax: +65 6472 5977
email: pctham@pcipublisher.com

Mexico, Central America

Argentina, Chile, Uruguay, Paraguay

Brazil

Rest Of South America

Dr Harry De La Cruz
mob: +1 787 390 6925
email: Harry.DeLaCruz@wolterskluwer.com

International Editions

Not authorised for sale in the US, Canada, Australia, New Zealand, Puerto Rico or US Virgin Islands (St. Thomas, St. Croix, St. John)

Notice to Booksellers and Wholesalers

International Editions are produced alongside the equivalent North American titles and are available exclusively outside the US, Canada, Australia, New Zealand, Puerto Rico and US Virgin Islands (St. Thomas, St. Croix, St. John). This restriction benefits customers in regional markets by allowing us to set list prices appropriate to local needs without compromising the quality of the books.

Restrictions have not been placed on the North American Editions, meaning if you still have these in stock, **you can continue to sell them**. However, all new orders will be fulfilled with International Editions. **Customers outside of the US, Canada, Australia, New Zealand, Puerto Rico and US Virgin Islands (St. Thomas, St. Croix, St. John) should direct their orders exclusively to the International Edition ISBNs.**

*International Editions should not be confused with local adaptations where the content is fully revised to meet the needs of the market (e.g., the UK published Made Incredibly Easy![®] series). All locally adapted titles feature in this catalog.

Product Details

We make every effort to ensure that the contents of this catalog are correct at time of publication. However, it is occasionally necessary to make changes to a product's price, bibliographic details and publication date without prior notice. All stock is subject to availability, and all prices, bibliographic details and publication dates are liable to change without prior notice.

* Lippincott Connect is evolving. Access to the current Lippincott Connect platform will end December 2023. Please contact your LWW representative to find out more.


Willard and Spackman's Occupational Therapy

14th Edition

By **Glen Gillen** and **Catana Brown**

Description

A foundational book for use from the classroom to fieldwork and throughout practice, ***Willard and Spackman's Occupational Therapy***, 14th Edition, remains the must-have resource for the Occupational Therapy profession. This cornerstone of OT and OTA education offers students a practical, comprehensive overview of the many theories and facets of OT care, while its status as one of the top texts informing the NBCOT certification exam makes it an essential volume for new practitioners.



Reflecting the latest OT frameworks and packed with diverse, first-person narratives that offer a unique perspective on the lives of those living with disease, this updated 14th Edition helps today's students and clinicians develop the knowledge and skills they need to apply a client-centered, evidence-based, and culturally relevant approach across the full spectrum of practice settings.

Features

- **NEW!** Chapters on Telehealth and Emerging Theories, including the Kawa Method, familiarize students with rapidly growing areas of OT practice.
- **NEW!** Focus on systemic racism in OT practice empowers students with a holistic understanding of diversity, inclusion, and unconscious bias.
- The most comprehensive approach to occupational therapy available summarizes the full breadth and scope of the field and clarifies complex information.
- Case Studies provide valuable problem-solving practice in dealing with clients, practice issues, and managing OT services and staff.
- **UPDATED!** Videos reinforce key OT practices in vivid detail and clarity.

**North American Edition / ISBN: 978-1-9751-7488-0 / (\$119.99 / £N/A / €N/A / AU\$160.00)
US, CAN, AUS, NZ, PR, USVI Only**

**International Edition / ISBN: 978-1-9751-7491-0 / (\$119.99 / £71.50 / €85.00 / AU\$N/A)
World ex US, CAN, AUS, NZ, PR, USVI**

Approx. 1,344 pp. / Approx. 150 Tables / 8 3/8 x 10 7/8 / July 2023

Note to Booksellers: The previous edition published in October 2018 (North American Edition ISBN: 978-1-9751-0658-4, International Edition ISBN: 978-1-9751-0760-4).

Kielhofner's Model of Human Occupation

6th Edition


By **Renée Taylor, Patricia Bowyer, and Gail Fisher**

Description

Updated throughout with the latest research, **Kielhofner's Model of Human Occupation**, 6th Edition, is the definitive resource on the theory and application of the most widely used model in occupational therapy today. A client-centered approach explores what motivates each individual, how they select occupations and establish everyday routines, and how environment influences occupational behavior. This revised 6th Edition reflects the current framework and incorporates the most up-to-date MOHO theory, research, and application practices to give users complete preparation for today's client care challenges.

Features

- **NEW!** Enhanced focus on geriatrics and pediatrics equips students with specific strategies for populations and conditions commonly managed through MOHO.
- **NEW!** Full-color presentation clarifies key insights and keeps content engaging. Authoritative coverage empowers students with proven, practical guidance on the complete spectrum of MOHO theory and application.



North American Edition / ISBN: 978-1-9751-7518-4 / (\$94.99 / £N/A / €N/A / AU\$131.00)

US, CAN, AUS, NZ, PR, USVI Only

International Edition / ISBN: 978-1-9751-7521-4 / (\$94.99 / £72.00 / €85.00 / AU\$N/A)

World ex US, CAN, AUS, NZ, PR, USVI

Approx. 528 pp. / 7 x 10 / July 2023

Note to Booksellers: The previous edition published in March 2017
(North American Edition ISBN: 978-1-9751-0658-4).

Barash, Cullen, and Stoelting's *Clinical Anesthesia*

9th Edition

By **Bruce F. Cullen, M. Christine Stock, Rafael Ortega, Sam R. Sharar, Natalie F. Holt, Christopher W. Connor, Naveen Nathan**


Description

Covering the full spectrum of clinical issues and options in anesthesiology, ***Clinical Anesthesia***, Ninth Edition, edited by Drs. Bruce F. Cullen, M. Christine Stock, Rafael Ortega, Sam R. Sharar, Natalie F. Holt, Christopher W. Connor, and Naveen Nathan, provides insightful coverage of pharmacology, physiology, co-existing diseases, and surgical procedures.

This award-winning text delivers state-of-the-art content unparalleled in clarity and depth of coverage, as well robust multimedia features that equip you to effectively apply today's standards of care and make optimal clinical decisions on behalf of your patients.

Features

- Comprehensively covers the entire field of anesthesiology with a **practical, clinical focus** throughout
- Features **extensive multimedia content**, including more than 300 updated procedural videos, and 190 narrated interactive clinical vignettes
- Includes **Key Points in every chapter**, with corresponding numbers in the chapter margins for quick reference
- Highlights **key references** to quickly direct you to the most important and high-yield further reading
- Contains **useful appendices** with formulas, pacemaker and implantable cardiac defibrillator protocols, information on herbal medications, an atlas of echocardiography, and more



ISBN: 978-1-9751-9907-4 / (\$239.99 / £192.00 / €225.00 / AU\$388.00) World
Approx. 1,904 pp. / Approx. 500 Tables / 8.375 x 10.875 / September 2023

Note to Booksellers: The previous edition published in May 2017 (ISBN: 978-1-4963-3700-9).

Pocket ICU

3rd Edition


By **Gyorgy Frenzl** and **Avery Tung**

Description

Designed for easy portability and quick reference, **Pocket ICU**, Third Edition, provides essential information that intensivists, residents, and nurses need daily in the ICU. Helmed by Drs. Gyorgy Frenzl and Avery Tung and written by an expert team of contributing authors, this fully updated volume in the popular Pocket Notebook series provides a concise and focused review of all areas of critical care in one easy-to-navigate, pocket-sized notebook.

Features

- Provides fast access to the most relevant, evidence-based information in every area of critical care, including adult, pediatric, neuro, cardiac, transplant, trauma and burn critical care
- New chapters addressing bioweapons, disaster preparedness and critical care challenges of an air-transmissible, pandemic-causing pathogen like COVID-19.
- Uniform reader-friendly, bulleted outline format with numerous tables and diagrams throughout
- Features an improved table of contents for faster access to essential information, a smart Index for key phrases, PubMed IDs for quick access to source literature
- Convenient, portable size to fit in your lab coat pocket
- Includes current contributions from leading critical care experts, as well as the most recent published evidence



ISBN: 978-1-9751-9225-9 / (\$72.99 / £57.00 / €67.00 / AU\$114.00) World

Approx. 440 pp. / Approx. 210 Tables / 4 1/4 x 7 1/8 / July 2023

Note to Booksellers: The previous edition published in March 2017 (ISBN: 978-1-4963-5817-2).

Mechanical Ventilation for Respiratory Failure

Demystifying the Box in the Corner of the Room

1st Edition

By **Richard M. Schwartzstein, Jeremy B. Richards, and
Elias N. Baedorf-Kassis**

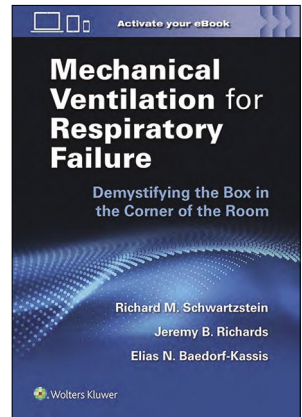
Description

Mechanical ventilators have long been an integral part of the care of patients with acute and chronic respiratory failure, and the recent COVID-19 pandemic has further underscored the need for greater understanding of the basic principles of their use in today's ICU. ***Mechanical Ventilation for Respiratory Failure: Demystifying the Box in the Corner of the Room***, by Drs. Richard M. Schwartzstein, Jeremy B.

Richards, and Elias N. Baedorf-Kassis, is an easy-to-read, accessible text covering must-know information in this essential area—from basic and core principles to advanced topics in the field.

Features

- Outlines the core physiological principles critical for understanding the use of mechanical ventilators as life-saving treatment for respiratory failure, and describes how to apply those principles to basic modes of ventilation
- Explains how to use mechanical ventilation for common diseases that cause acute respiratory failure
- Addresses special topics such as esophageal balloons, advanced modes of ventilation, ventilator asynchrony, and more
- An ideal reference for residents on ICU rotations, practitioners, and fellows, and respiratory therapists



ISBN: 978-1-9751-7109-4 / (\$89.99 / £72.00 / €85.00 / AU\$146.00) World

Approx. 368 pp. / Approx. 40 Tables / 7 x 10 / August 2023

Rogers' Textbook of Pediatric Intensive Care

6th Edition


By **Donald H. Shaffner, John J. McCloskey, Elizabeth A. Hunt, and Robert C. Tasker**

Description

Long recognized as the leading text in this dynamic field, **Rogers' Textbook of Pediatric Intensive Care** provides comprehensive, clear explanations of both the principles underlying pediatric critical care disease and trauma as well as how these principles are applied. Led by Drs. Donald H. Shaffner, John J. McCloskey, Elizabeth A. Hunt, and Robert C. Tasker, along with a team of 27 section editors as well as more than 250 expert global contributors, the fully revised **Sixth Edition** brings you completely up to date on today's understanding, treatments, technologies, and outcomes regarding critical illness in children.

Features

- Contains **120 up-to-date chapters** covering everything from hematologic/oncologic disorders to mass casualty incidents to PICU organization and physical design
- Keeps you current with the **latest evidence and practices**, including recent advances in electronic monitoring, education, and pandemic management
- Includes **Key Points** at the beginning of each chapter along with associated numbered margin icons throughout correlating pertinent sections so you can find what you need, quickly
- Features a **vibrant, full-color layout** that enhances visual appeal and makes the text easier to navigate
- Highlights **best available evidence** for each topic, helping you quickly locate and evaluate significant data
- Provides an online appendix, available via the eBook that accompanies this text, of **critical care equations** for quick reference of essential information



ISBN: 978-1-9751-7421-7 / (\$319.99 / £259.00 / €304.00 / AU\$492.00) World
Approx. 2,112 pp. / Approx. 530 Tables / 8.375 x 10.875 / September 2023

Note to Booksellers: The previous edition published in September 2015 (ISBN: 978-1-4511-7662-9).

Beckmann and Ling's Obstetrics and Gynecology


9th Edition

By **Robert Casanova, Alice R. Goepfert, Nancy Hueppchen, Patrice M. Weiss, and AnnaMarie Connolly**

Description

Beckmann and Ling's Obstetrics and Gynecology,

9th Edition, provides the foundational knowledge medical students need to complete an Ob/Gyn rotation, pass national standardized exams, and competently care for women in clinical practice. Highly respected for its authoritative expertise and preferred by students for its concise, consistent approach, the text is fully aligned with the Association of Professors of Gynecology and Obstetrics' educational objectives, upon which most clerkship evaluations and final exams are based. The 9th Edition is updated throughout and enhanced with engaging new features that encourage reflection, strengthen retention, and deliver critical preparation for exams and clinical practice.



Features

- **UPDATED!** New and revised content throughout reflects the latest perspectives on lactation, hypertensive disorders, alloimmunization, postpartum infection, anxiety and depression, obstetrics procedures, family planning, and violence against women.
- **NEW!** Case Vignettes provide critical practice applying knowledge for shelf exams and the USMLE.
- **NEW!** Pause, Think, and Apply practice questions foster reflection and test students' comprehension.
- Concise, digestible chapters rich with helpful pedagogy and dynamic full-color imagery simplify key clinical concepts for easier understanding and retention.
- Clinical "pearls" alert students to specific issues encountered in gynecologic and obstetric practice.

North American Edition / ISBN: 978-1-9751-8057-7 / (\$85.99 / £N/A / €N/A / AU\$132.00)

US, CAN, AUS, NZ, PR, USVI Only

International Edition / ISBN: 978-1-9751-8064-5 / (\$85.99 / £55.00 / €65.00 / AU\$N/A)

World ex US, CAN, AUS, NZ, PR, USVI

Approx. 576 pp. / Approx. 150 Tables / 8 3/8 x 10 7/8 / July 2023

Note to Booksellers: The previous edition published in April 2018 (North American Edition ISBN: 978-1-4963-5309-2, International Edition ISBN: 978-1-9751-0666-9).

The Family Medicine Board Review Book

Multiple Choice Questions & Answers

2nd Edition

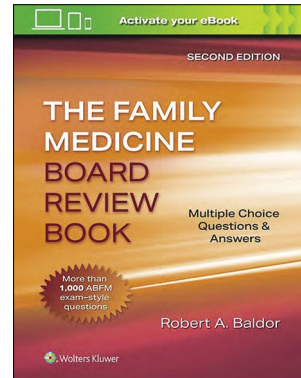
By **Robert A. Baldor**

Description

Packed with more than 1,000 multiple choice questions and answers on topics commonly found on ABFM board examinations, ***The Family Medicine Board Review Book***, Second Edition, edited by Dr. Robert A. Baldor, helps you make the most of your study time and achieve exam success. It provides valuable background information on ABFM in-training, board certification, and recertification examinations and their formats before presenting questions that are weighted and structured to mimic the ABFM exam. This unique, cost-effective review tool is ideal for testing your knowledge in every area of family medicine and identifying areas that may require further study.

Features

- Offers nearly 1,100 multiple choice questions that follow the ABFM Exam blueprint—the best question-to-cost ratio of any Q-bank available for Family Medicine
- Features dozens of new questions throughout, as well as more questions in the form of clinical vignettes, to mimic the evolving exam format
- Provides an interactive eBook quizzing platform to test your knowledge online
- Includes an atlas with clinical images and lab smears, reflecting the types of illustrations that are included on the exam
- Contains additional reading suggestions for each answer, a Study Grid to help diagnose areas for improvement, practical test-taking tips from Family Medicine Residency Program directors, and highlighted key points throughout
- Ideal for use with Dr. Frank J. Domino's Fast Facts for the Family Medicine Board Review for a comprehensive board exam preparation experience



ISBN: 978-1-9752-1346-6 / (\$99.99 / £76.00 / €89.00 / AU\$154.00) World

Approx. 376 pp. / 8 3/8 x 10 7/8 / August 2023

Note to Booksellers: The previous edition published in January 2018 (ISBN: 978-1-4963-7088-4).

Histology: A Text and Atlas

With Correlated Cell and Molecular Biology

9th Edition

By Wojciech Pawlina


Description

Combining a reader-friendly textbook and a rich, full-color atlas, **Histology: A Text and Atlas: With Correlated Cell and Molecular Biology**, 9th Edition, equips medical, dental, health professions, and undergraduate biology and cell biology students with a comprehensive grasp of the clinical and functional correlates of histology and a vivid understanding of the structural and functional details of cells, tissues, and organs.

The 9th Edition of this bestselling resource reflects the latest advances in cellular and molecular biology and relevant imaging techniques, accompanied by large, high-resolution illustrations and full-color photomicrographs that clarify microanatomy in vibrant detail. System chapters align conveniently with curricula units and emphasize a clinical context, making this proven approach ideal for integrated curricula as well as standalone histology courses.

Features

- **High-resolution, full-color digital photomicrographs**—including 435 spread across more than 100 atlas plates— clarify key structures in micro-anatomy view.
- **Boxed Clinical and Functional Correlation Folders** boost students' clinical readiness by introducing conditions they may encounter on rotations during clerkship and increase understanding of the related basic science.
- **Histology 101** note card-style reviews reinforce essential chapter content in a reader-friendly format.
- Color-coded **bold key terms** and **clinical information; bulleted text**; and staining techniques, tissue types, and other **tables** provide reference and review content at a glance.
- Updates include . . .
- **Multiple-choice and clinical vignette/USMLE-style questions with answers** online test students' retention and comprehension and strengthen board exam preparation.



North American Edition / ISBN: 978-1-9751-8151-2 / (\$93.99 / £N/A / €N/A / AU\$142.00)
US, CAN, AUS, NZ, PR, USVI Only
International Edition / ISBN: 978-1-9751-8157-4 / (\$93.99 / £59.00 / €69.00 / AU\$142.00)
Approx. 992 pp. / 8 3/8 x 10 7/8 / September 2023

Note to Booksellers: The previous edition published in December 2018 (ISBN: 978-1-4963-8342-6).


Fields Virology: Fundamentals

7th Edition

By **Peter M. Howley** and **David M. Knipe**

Description

Now in four convenient volumes, **Field's Virology** remains the most authoritative reference in this fast-changing field, providing definitive coverage of virology, including virus biology as well as replication and medical aspects of specific virus families. This volume of **Field's Virology: Fundamentals**, Seventh Edition, edited by Drs. Peter Howley and David M. Knipe, along with volume associate editors Drs. Lynn Enquist, Jeffrey I. Cohen, Eric O. Freed, Blossom A. Damania, and Sean P. J. Whelan, focuses on the basic principles of virology and reflects recent advances in this dynamic field.



Features

- Bundled with the eBook, which will be updated regularly as new information about each virus is available, this text serves as the authoritative, up-to-date reference book for virologists, infectious disease specialists, microbiologists, and physicians, as well as undergraduate and graduate students interested in virology.
- Includes chapters on virus structures, essential viral functions, immune responses to viral infections, viral epidemiology, viral diagnostics, and viral therapies
- Up to date discussions of antiviral therapies and vaccine strategies
- Features more than 300 full-color illustrations, including key figures for use as lecture slides
- Provides quick, flexible access to current information both in print and in an improved eBook format
- Discusses virus structure, virus entry, replication, and assembly, virus-host cell interactions, host immune responses and vaccines, antiviral therapeutics, viral persistence and latency for HIV, and mechanisms of viral oncogenesis for HPV, KSHV and the hepatotropic viruses

Newly revised Field's Virology volumes, available in print and eBook format:

- Emerging Viruses
- DNA Viruses
- RNA Viruses
- Fundamental Virology

ISBN: 978-1-9751-1251-6 / (\$149.99 / £120.00 / €141.00 / AU\$243.00) World


Approx. 667 pp. / Approx. 80 Tables / 8 3/8 x 10 7/8 / September 2023

Note to Booksellers: The previous edition published in June 2013 (ISBN: 978-1-4511-0563-6).

Current Practice of Clinical Electroencephalography

5th Edition

By **Aatif M. Husain**



Description

Readable, concise, and data-driven, **Current Practice of Clinical Electroencephalography**, 5th Edition, delivers a comprehensive overview of the dynamic field of EEG. Dr. Aatif M. Husain leads a team of internationally recognized authors who provide updates on established areas of clinical EEG, discuss newly evolving areas, and explain neurophysiological basis of pathology to encourage understanding rather than simply pattern recognition. Now in full color throughout, it's a must-have resource for residents, neurologists, clinical neurophysiologists, epilepsy specialists, electroneurodiagnostic technologists and practicing electroencephalographers, as well as students, trainees, and researchers—anyone who desires to stay up to date and use EEG to its fullest potential.

Features

- Spans the full range of EEG applications, from basics through advanced procedures and techniques
- Includes hundreds of full-color illustrations/tracings, diagrams, and charts that relate EEG findings to clinical conditions
- Addresses new techniques as well as existing techniques that have become more commonly used since the previous edition—200 pages of additional information in all
- Also covers intraoperative monitoring, ICU EEG, advanced digital methods of EEG, EP and Neurophysiologic Intraoperative Monitoring, transcranial magnetic stimulation and laboratory evaluation of sleep disorders

ISBN: 978-1-9751-8375-2 / (\$249.99 / £195.00 / €229.00 / AU\$360.00) World

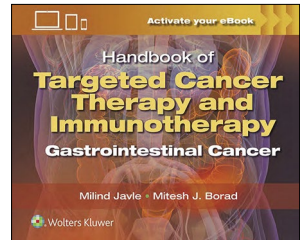
Approx. 875 pp. / Approx. 200 Tables / July 2023

Note to Booksellers: The previous edition published in June 2014 (ISBN: 978-1-4511-3195-6).

Handbook of Targeted Cancer Therapy and Immunotherapy: Gastrointestinal Cancer

1st Edition

By **Milind Javle** and **Mitesh J. Borad**



Description

Designed for quick, everyday reference, **Handbook of Targeted Cancer Therapy and Immunotherapy: Gastrointestinal Cancer** provides a practical overview of this rapidly advancing field. Comprehensive yet concise, this easy-access resource by Dr. Milind Javle of MD Anderson Cancer Center and Dr. Mitesh J. Borad of Mayo Clinic helps you filter and apply the most recent discoveries as they pertain to specific tumor types, actionable molecular targets, and clinical performance of investigational targeted agents and combinations of agents.

Features

- Covers gastrointestinal cancer targets—stage 1, 2, and 3 trials and preliminary results, as well as approved therapies.
- Includes sections on Sequencing Technologies, and Targeted and Immunotherapy Agents.
- Organizes information by tumor type, pathway, and drug name, so you can approach clinical challenges from any direction.
- Highlights FDA approvals throughout.
- Pocket-sized and color coded to help you find information quickly and easily.

ISBN: 978-1-9751-6294-8 / (\$69.99 / £48.50 / €54.00 / AU\$116.00) World

Approx. 330 pp. / Approx. 20 Tables / 4 1/4 x 7 1/8 / August 2023

Foundations for Success in Orthopaedic Surgery

1st Edition

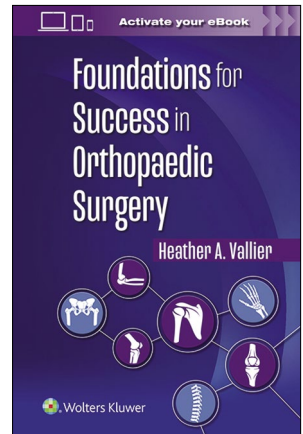
By **Heather A. Vallier**

Description

Despite the extensive medical and surgical education orthopaedic surgeons obtain on the way to beginning their career, learning about critical practice management principles is an often-neglected topic. Written by Heather A. Vallier, MD, a trauma surgeon and professor at Case Western Reserve University, **Foundations for Success in Orthopaedic Surgery** serves as a much-needed career roadmap for orthopaedic residents, fellows, and early- to mid-career surgeons in medical centers or individual practices. In one concise, easy-to-read text, you will find essential information on academic and nonacademic career options, office systems and management, coding and billing, costs of care, marketing, medical malpractice, workplace safety, lifelong learning and more in medicine and surgery.

Features

- Contains dozens of short, clearly written chapters covering Career Planning for Success, Getting Started in Practice, Fundamentals of Healthcare, The Business of Orthopaedic Surgery, Risk Management, Life Planning, and Continuing Education
- Features a handy glossary and list of acronyms and abbreviations
- Draws from years of Dr. Vallier's and professional colleagues' personal experiences, observations, and stories regarding professional advancement, the business aspects of practice, and considerations for life outside of medicine



ISBN: 978-1-9752-2253-6 / (\$89.99 / £72.00 / €85.00 / AU\$146.00) World

Approx. 224 pp. / September 2023

Biopsy Interpretation of the Bone Marrow

1st Edition

Biopsy Interpretation Series

By **Laura M. Wake**, **Genevieve M. Crane**, and **Michael J. Borowitz**

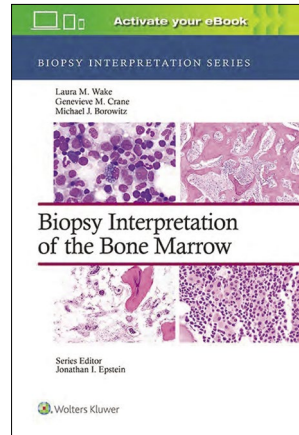
Description

Part of the highly regarded *Biopsy Interpretation Series*, this new volume by Drs. Laura M. Wake, Genevieve Crane, and Michael Borowitz presents a concise, pattern-based approach to bone marrow pathology.

Biopsy Interpretation of the Bone Marrow provides superbly illustrated guidance from top experts in the field, covering all aspects of bone marrow aspirates and biopsies: procurement and processing, ancillary techniques, formulation of a final diagnosis, and reporting to the clinical team. Hundreds of full-color illustrations depict the full range of benign and neoplastic processes involving the bone marrow.

Features

- Presents information in an easily accessible, consistent format with concise text, high-resolution color photomicrographs, and full-color diagrams and illustrations to clarify key concepts
- Uses algorithms and concept maps wherever possible to visually summarize complex relationships
- Focuses on practical, need-to-know information covering the fundamentals of bone marrow specimen procurement, efficient specimen triaging based on initial microscopic assessment, the effective utilization of ancillary studies (i.e., histochemical, immunophenotypic, cytogenetic, and molecular assays), the formulation of a final diagnosis, and generation of a value-added report
- Contains practical information on aspects of bone marrow biopsies not covered in other hematopathology texts
- Features an online 50-question test bank for self-assessment and review



ISBN: 978-1-4963-0059-1 / (\$189.99 / £142.00 / €167.00 / AU\$262.00) World

Approx. 416 pp. / Approx. 56 Tables / 6 x 9 / July 2023

Atlas of Gynecologic Pathology

A Pattern-Based Approach

1st Edition


By **Tricia A. Numan**

Description

Closely mirroring the daily sign-out process, **Atlas of Gynecologic Pathology: A Pattern-Based Approach**, by Dr. Tricia A. Numan (co-author of *Diagnosis of Endometrial Biopsies and Curettings, A Practical Approach*), is a highly illustrated, efficient guide to accurate diagnosis. This practical reference uses a proven, pattern-based approach to clearly explain how to interpret challenging cases by highlighting red flags in the clinical chart and locating hidden clues in the slides. Useful as a daily “scope-side guide,” it features numerous clinical and educational features that help you find pertinent information, reach a correct diagnosis, and assemble a thorough and streamlined pathology report.

Features

- More than 1,400 high-quality photomicrographs capture the subtle morphologic spectrum and if applicable, pertinent immunohistochemical staining patterns encountered in gynecologic pathology, including variations of tumor types, non-tumor pathology, artifacts, and normal histology. Each image is captioned with key diagnostic considerations and includes call-outs showing subtle features and diagnostic clues.
- Practical tools throughout the text include:
 - Tables that emphasize salient clinicopathologic features, management implications, and therapeutic options
 - Discussions of how and when to incorporate molecular tools
 - Checklists for key elements of the diagnostic approach and sample notes for inclusion in pathology reports
 - Relevant diagnostic algorithms
 - Brief reviews of normal histology that provide contrast to succeeding patterns
 - “Pearls and Pitfalls” and “Near Misses” sections with lessons from real life sign-out experience
 - “Frequently Asked Questions” sections that discuss common diagnostic dilemmas
 - “Sample Note” sections that offer a template of how to synthesize complicated or especially challenging topics
 - Comprehensive quiz provides experience with high-yield, board-style teaching topics



ISBN: 978-1-9751-2476-2 / (\$259.99 / £217.00 / €255.00 / AU\$400.00)

Approx. 776 pp. / 8 3/8 x 10 7/8 / July 2023

Biopsy Interpretation of the Bladder

4th Edition

Biopsy Interpretation Series

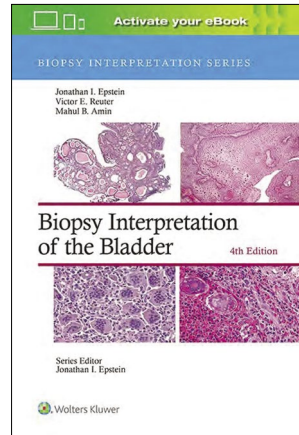
By **Jonathan I. Epstein, Victor E. Reuter, and Mahul B. Amin**

Description

Part of the highly regarded *Biopsy Interpretation Series*, ***Biopsy Interpretation of the Bladder***, 4th Edition, provides practical, highly illustrated information on the diagnosis and prognosis of the full range of biopsies of the urothelial tract. Practical, well-organized, and highly readable, this fully revised volume by Drs. Jonathan I. Epstein, Victor E. Reuter, and Mahul B. Amin addresses both common and unusual issues that arise in the day-to-day interpretation of bladder biopsies, teaching the best diagnostic practices as well as how to avoid the most common pitfalls.

Features

- Helps you accurately identify all lesions, tumors, and tumor-like lesions for the bladder—from normal anatomy and histology to a wide range of both common and unusual findings
- Frames each diagnosis in its most common clinical context, explaining how the pathology can be used to make key clinical management decisions
- Presents key differential features of tumors, organized according to diagnostic category
- Features high-quality photomicrographs and illustrations throughout, including updated images both in print and online—nearly 500 images in all
- Provides access to interactive questions and answers online for self-assessment and review
- Incorporates the latest World Health Organization and Genitourinary Pathology Society (GUPS) classifications



ISBN: 978-1-9751-9920-3 / (\$189.99 / £142.00 / €167.00 / AU\$292.00) World

Approx. 448 pp. / Approx. 21 Tables / 6 x 9 / July 2023

Note to Booksellers: The previous edition published in August 2016 (ISBN: 978-1-4963-1504-5).

Biopsy Interpretation of the Lymph Node

1st Edition

Biopsy Interpretation Series

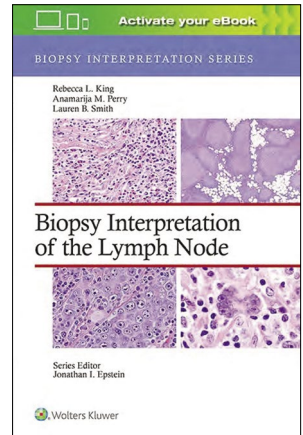
By **Rebecca L. King, Anamarija M. Perry, and Lauren B. Smith**

Description

A new volume in the highly regarded *Biopsy Interpretation Series*, ***Biopsy Interpretation of the Lymph Node*** provides concise, abundantly illustrated information on the pathologic approach to diagnosis for these frequently encountered biopsies. Practical and well organized, this highly readable volume edited by Drs. Rebecca L. King, Anamarija M. Perry, and Lauren B. Smith, addresses both common and unusual issues that arise in the day-to-day interpretation of non-neoplastic and neoplastic lymph node biopsies, teaching the best diagnostic practices as well as how to avoid the most common pitfalls. Focusing on the daily tasks and needs of the general pathologist, it provides a solid foundation for clinical diagnostic decision making.

Features

- Frames each diagnosis in its most common clinical context, explaining how the pathology can be used to make key clinical management decisions
- Features high-quality photomicrographs and illustrations throughout—more than 400 images in all
- Covers the pattern-based approach to lymph node evaluation, giving special emphasis to differential diagnosis and limitations of small biopsies
- Addresses diagnostic methods and ancillary studies used in lymph node pathology such as immunohistochemistry, flow cytometry, FISH, and molecular studies
- Provides eBook access to questions and answers for self-assessment and exam review



ISBN: 978-1-9751-8462-9 / (\$189.99 / £152.00 / €178.00 / AU\$307.00) World

Approx. 400 pp. / 6 x 9 / July 2023

Differential Diagnoses in Surgical Pathology: Non-Neoplastic Dermatopathology

1st Edition

By **Deborah L. Cook**


Description

Offering expert, practical guidance through the decision-making process, ***Differential Diagnoses in Surgical Pathology: Non-Neoplastic Dermatopathology***, by Dr. Deborah L. Cook, helps you systematically solve tough diagnostic challenges in skin pathology and arrive at a correct diagnosis between commonly confused entities.

In this all-new title, lesions are presented side by side for easy comparison, with clinical and pathological findings in short outline format followed by several full-color images. In addition to illustrating and discussing the classical features of these entities, the author emphasizes atypical features that can complicate diagnoses.

Features

- Provides side-by-side comparisons for each major differential diagnosis, helping you distinguish between commonly confused non-neoplastic dermatopathology lesions
- Contains more than 850 full-color photographs that depict the features of each entity and cover major differential diagnoses in this challenging area
- Covers inflammatory disorders and alterations of the epidermis and dermis, blistering diseases, disorders of the adnexae and subcutis, infectious diseases, and more
- Ideal for practicing pathologists, pathologists in training, residents, and medical students



ISBN: 978-1-9751-8465-0 / (\$189.99 / £158.00 / €185.00 / AU\$292.00) World

Approx. 336 pp. / 8 3/8 x 10 7/8 / August 2023

Pocket Surgery

3rd Edition


By **Daniel B. Jones**

Description

Now in vibrant full color, **Pocket Surgery**, Third Edition, is your go-to source for the essential information you need to care for surgery patients, as well as for success in your surgery clerkship rotation and on exams. Edited by Dr. Daniel B. Jones, from Rutgers New Jersey Medical School, and written by an expert team of contributors, this fully updated volume in the popular Pocket Notebook series provides a concise and focused review of the entire field of surgery in one easy-to-navigate looseleaf notebook.

Features

- Up-to-date content on every area of surgery, including breast, critical care, cardiothoracic, gastrointestinal, colorectal, vascular, pediatric, plastic, transplant, and endocrine
- A new chapter on diversity, equity, and inclusion
- Bulleted lists, tables, algorithms, and a new full-color format make essential facts easy to find and retain
- Specialty and organ-based chapters allow for a quick review before starting a new surgical service
- Convenient, portable size to fit in your lab coat pocket



ISBN: 978-1-9751-9033-0 / (\$71.99 / £58.00 / €68.00 / AU\$116.00) World

Approx. 388 pp. / Approx. 200 Tables / 4 1/4 x 7 1/8 / July 2023

Note to Booksellers: The previous edition published in October 2017 (ISBN: 978-1-4963-5539-3).

Ernest E. Moore Shock Trauma Center at Denver Health Illustrated Tips and Tricks in Trauma Surgery

1st Edition

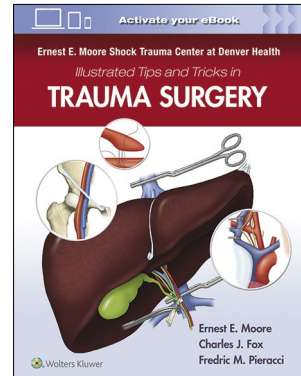
By **Ernest E. Moore, Charles J. Fox, and Fredric M. Pieracci**

Description

Originating from the Ernest E. Moore Shock Trauma Center at Denver Health, this new volume in the *Illustrated Tips and Tricks* series, ***Ernest E. Moore Shock Trauma Center at Denver Health Illustrated Tips and Tricks in Trauma Surgery***, provides succinct, precise information from Dr. Ernest E. Moore, Charles J. Fox, Fredric M. Pieracci, and a wide range of experts on tackling technical problems in trauma surgery. Practical, hands-on content conveys knowledge gained from years of surgical experience, including nuggets of wisdom unique to this particular institution. Illustrations and operative photos are used liberally throughout the book to demonstrate surgical techniques and provide a handy visual complement to the text.

Features

- Covers key areas of trauma surgery including resuscitation and cervical, thoracic, abdominal, pelvic, and extremity vascular injuries
- Features the latest surgical techniques presented in a crisp, step-by-step style, and providing brief overviews of procedure rationale, essential equipment, patient positioning, technique, and postoperative management
- Concise, bulleted format along with helpful tip boxes throughout makes for easy reading and quick absorption of material
- Designed for residents, fellows, and practitioners—those in training or anyone who needs to brush up on the latest techniques



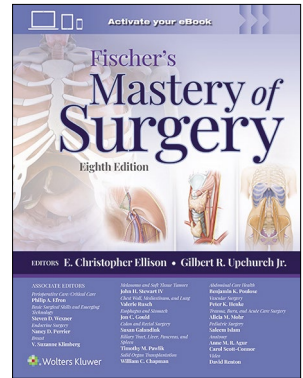
ISBN: 978-1-9751-0951-6 / (\$159.99 / £133.00 / €156.00 / AU\$235.00) World

Approx. 272 pp. / Approx. 30 Tables / 8 3/8 x 10 7/8 / August 2023

Fischer's Mastery of Surgery

8th Edition

By **Drs. E. Christopher Ellison, Gilbert R. Upchurch Jr., Philip A. Efron, Steven D. Wexner, Nancy D. Perrier, V. Suzanne Klimberg, John H. Stewart IV, Valerie W. Rusch, Jon C. Gould, Susan Galandiuk, Timothy M. Pawlik, William C. Chapman, Benjamin K. Poulouse, Peter K. Henke, Alicia M. Mohr, Saleem Islam, Anne M.R. Agur, Carol Scott-Conner, and David Renton**



Description

For 40 years, **Fischer's Mastery of Surgery** has provided expert, highly illustrated coverage of the procedures that general surgeons and trainees need to know. The fully revised eighth edition, under the editorial leadership of Drs. E. Christopher Ellison, Gilbert R. Upchurch Jr., Philip A. Efron, Steven D. Wexner, Nancy D. Perrier, V. Suzanne Klimberg, John H. Stewart IV, Valerie W. Rusch, Jon C. Gould, Susan Galandiuk, Timothy M. Pawlik, William C. Chapman, Benjamin K. Poulouse, Peter K. Henke, Alicia M. Mohr, Saleem Islam, Anne M.R. Agur, Carol Scott-Conner, and David Renton continues the tradition of excellence with two full-color volumes that include the essentials of diagnosis, anatomy, and pre-operative planning while maintaining a focus on clear, step-by-step depictions and descriptions of procedures.

Features

- Brings you up to date with **evidence-based approaches** for virtually any surgery you'll be called upon to perform
- Provides **extensive coverage** (including select procedural videos) of vascular surgery as well as of common thoracic, breast, esophageal, endocrine, colorectal, gastric, pancreatic, liver, biliary, and transplantation procedures
- Includes **new sections** on perioperative care and critical care; abdominal core health; trauma, burn, and acute care surgery; and pediatric surgery as well as **new Mastery Keys anatomy chapters**
- Walks you **step by step through each procedure**, with tips and cautions from leading surgeons
- Concludes each chapter with **expert editorial commentary** that puts the chapter material in a broad context and provides helpful critiques of the most recent literature
- Features **more than 2,600 illustrations and photographs** that offer a surgeon's-eye-view of the most advanced approaches
- Streamlines the table of contents to better align with the SCORE curriculum

ISBN: 978-1-9751-7643-3 / (\$449.99 / £360.00 / €423.00 / AU\$728.00) World

Approx. 2,810 pp. / Approx. 250 Tables / 8 3/8 x 10 7/8 / September 2023

Note to Booksellers: The previous edition published in May 2018 (ISBN: 978-1-4698-9718-9).

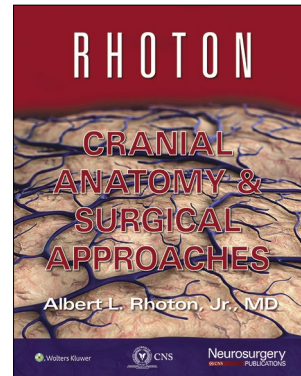
Rhoton Cranial Anatomy and Surgical Approaches

1st Edition

By **Albert L. Rhoton Jr., MD**

Description

Rhoton Cranial Anatomy and Surgical Approaches is the masterwork of the legendary neurosurgeon Albert L. Rhoton, Jr.—a distillation of 40 years' work to, in the author's words, make the "delicate, fateful, and awesome" procedures of neurosurgery more "gentle, accurate, and safe." This definitive text on the microsurgical anatomy of the brain remains an essential tool for the education and enrichment of neurosurgeons at any level of experience. The hardbound collection of this complete classic work contains more than 2,000 high-quality images.



Features

- Covers every aspect of cranial surgery: general operative techniques, the supratentorial cranial compartment, and the posterior fossa
- Details the safest approaches to brain surgery, including micro-operative techniques and instrument selection; microsurgical anatomy and approaches to the supratentorial area and anterior cranial base; anatomy and approaches to the posterior cranial fossa and posterior cranial base; and supra- and infratentorial areas
- Illustrates surgical approaches using a combination of clearly written text and detailed photographs and illustrations, which highlight the key features of each procedure
- Features outstanding cadaveric anatomic photographs that highlight relevant anatomy and anatomical variations

ISBN: 978-1-9752-2687-9 / (\$379.99 / £154.00 / €181.00 / AU\$607.00) World

Approx. 784 pp. / August 2023

Core Curriculum for Infusion Nursing

An Official Publication of the Infusion Nurses Society

5th Edition

By **Cora Vizcarra** and **Mary Alexander**

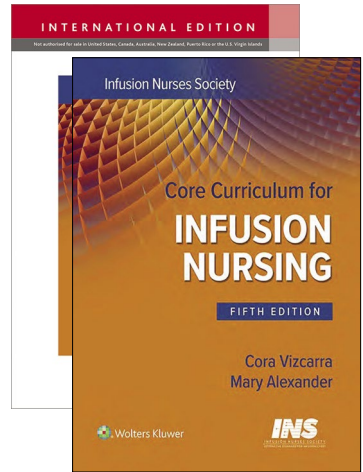
Description

An official publication of the *Infusion Nurses Society*, **Core Curriculum for Infusion Nursing**, 5th Edition, provides comprehensive preparation for the Certified Registered Nurse Infusion (CRNI®) exam from the global authority on infusion nursing and helps you deliver optimal care in any practice setting. The convenient outline format streamlines review and ensures fast access to essential information across content areas such as Technology and Clinical Application, Special Populations, Fluid and Electrolytes, Phlebotomy, Infection Prevention and Control, Antineoplastic Therapy, Biologic/Immunologic Therapy, and Parenteral Nutrition.

Features

This fully revised 5th Edition reflects the latest CRNI exam format and the growing scope of infusion nursing practice:

- **UPDATED!** Content aligned with the current CRNI exam boosts confidence on the certification exam.
- **UPDATED!** Focus on infusion nursing for special populations highlights the latest approaches to children, older adults, and pregnant people.
- **UPDATED!** Coverage of pharmacologic and antineoplastic drugs clarifies important considerations for safe, effective treatment.



North American Edition / ISBN: 978-1-9752-2304-5 / (\$184.99 / £N/A / €N/A / AU\$141.00)

US, CAN, AUS, NZ, PR, USVI

International Edition / ISBN: 978-1-9752-2305-2 / (\$N/A / £69.50 / €82.00 / AU\$N/A)

World exc US, CAN, AUS, NZ, PR, USVI

Approx. 416 pp. / 7 x 10 / September 2023

Note to Booksellers: The previous edition published in June 2013 (ISBN: 978-1-4511-8409-9).

Medical-Surgical Nursing

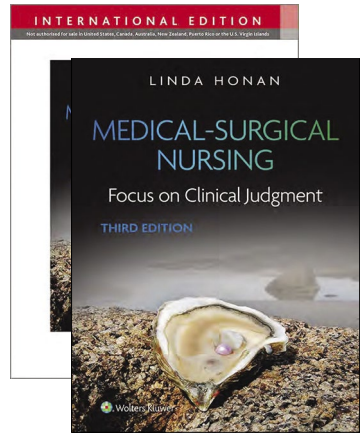
Focus on Clinical Judgment

3rd Edition

By **Linda F. Honan**

Description

Confidently meet the demands of transitioning students into practice-ready nurses with **Medical-Surgical Nursing: Focus on Clinical Judgment**, 3rd Edition. Expertly curated by experienced clinician and nursing educator Dr. Linda Honan, this practical approach distills complex concepts down to need-to-know details through the perspective of practicing nurses, establishing a comprehensive foundation in medical-surgical nursing by way of the most commonly encountered conditions and situations. Extensive updates throughout this 3rd Edition broaden your students' perspectives, cultivate their clinical judgment, and prepare them for success from the Next Generation NCLEX® to the day-to-day challenges of today's medical-surgical nursing practice.



Features

- **NEW! Updated content throughout the text** familiarizes students with the latest clinical approaches and perspectives in medical-surgical nursing.
- **NEW! Clinical Judgment Case Studies** that have students work through the NCSBN's Clinical Judgment Measurement Model to hone essential clinical decision-making skills.
- **NEW! Pearls for Practice** delivered in the author's approachable voice personalize all-important tips and warnings drawn from her extensive clinical experience to strengthen students' practice-readiness.
- **NEW! Integrated coverage of the AACN's 2021 Essentials** reinforces the four "spheres" of nursing care throughout the text: health promotion/disease prevention, chronic disease care, regenerative or restorative care, and hospice/palliative/supportive care.
- **NEW! End-of-chapter questions** reflect the Next Generation NCLEX® testing format for enhanced exam preparation and test-taking confidence.
- **NEW! Lifting the Lens** features broaden students' awareness of the societal issues impacting patients, their diseases, and communities.
- **UPDATED! Combined The Nurse's Role and Health Education and Health Promotion section** focuses coverage on key takeaways.
- **Guidelines for Nursing Care** clarify steps and rationales for key procedures.
- **Focused Assessment** boxes provide fast access to important assessment criteria and significant findings related to commonly encountered disorders.
- **Nursing Research: Bridging the Gap to Evidence-Based Practice** reinforces the nursing implications of recent research.
- **NEW! Bias-free, gender-neutral language and Social Determinants of Health (SDOH) coverage** equips students with a perspective on patient care essential to today's nursing practice.

**North American Edition / ISBN: 978-1-9751-9094-1 / (\$184.99 / £N/A / €N/A / AU\$299.00)
US, CAN, AUS, NZ, PR, USVI**

**International Edition / ISBN: 978-1-9751-9095-8 / (\$184.99 / £115.00 / €135.00 / AU\$N/A)
World exc US, CAN, AUS, NZ, PR, USVI**

Approx. 1,696 pp. / Approx. 60 Tables / 8 3/8 x 10 7/8 / August 2023

Note to Booksellers: The previous edition published in February 2018 (North American Edition ISBN: 978-1-4963-4928-6, International Edition ISBN: 978-1-4963-9448-4).

Wound Care Made Incredibly Easy!

4th Edition


Incredibly Easy! Series®

By **LWW**

Description

Rich with real-life, full-color images, ***Wound Care Made Incredibly Easy***, 4th Edition, presents a lighthearted approach to complex concepts and takes the stress out of mastering the skills and treatments essential to positive wound care outcomes.

Excel in the classroom and on the unit with this highly visual text filled with up-to-date insights, clear, concise explanations, and plenty of vibrant images.



Features

- **UPDATED!** Reorganized skin and wound anatomy and physiology content clarifies key concepts
- **NEW!** Focus on wound bed preparation reinforces essential care practices.
- **NEW!** Images familiarize you with wounds as they appear on diverse skin types.
- **NEW!** Chapter on wounds caused by external factors enriches your understanding of commonly encountered wound types.
- **NEW!** COVID-19 content helps you confidently identify and address related injuries.
- **NEW!** Chapter on skin and wound care for the pediatric population alerts you to care considerations specific to younger clients.
- **UPDATED!** References and resources point you to additional trusted perspectives and practices in the field.

**North American Edition / ISBN: 978-1-9752-0921-6 / (\$57.99 / £N/A / €N/A / AU\$89.50)
US, CAN, AUS, NZ, PR, USVI**

International Edition / ISBN: 978-1-9752-0922-3 / (\$57.99 / £24.99 / €29.00 / AU\$N/A)

World exc US, CAN, AUS, NZ, PR, USVI

Approx. 416 pp. / 7 x 9 / August 2023

Note to Booksellers: The previous edition published in August 2015 (ISBN: 978-1-4963-0631-9).

Spanish Language Titles

Available Worldwide

Mexico & Central America


Wolters Kluwer P&E Mexico, S.A. de C.V.
Montecito 38, Piso 35, Of. 31/32
Nâpoles, 03810, Deleg. Benito Juárez
Mexico City
Harry De La Cruz
mob: +1 787 390 6925
email: Harry.DeLaCruz@wolterskluwer.com

Spain

Pablo Blanco
tel: +34 9 1602 0000
mob: +34 6 7670 9286
email: pablo.blanco@wolterskluwer.com

Rest Of World


Wolters Kluwer
PO Box 1600
Hagerstown, MD 21741 USA
tel: +1 301 223 2318
fax: +1 301 223 2400
Visit LWW.com



Ancha

Manual Washington de terapéutica médica, 37th Edition

September 2023 / ISBN: 978-8-4192-8451-8
(\$75.00 / £64.00 / €75.00 / AU\$N/A)

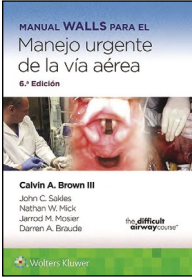


Azadi

Ostergard. Uroginecología: Medicina pélvica y cirugía reconstructiva, 7th Edition

September 2023 / ISBN: 978-8-4192-8468-6
(\$150.00 / £128.00 / €150.00 / AU\$N/A)

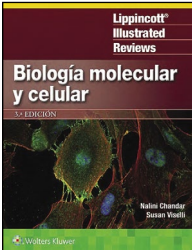
Spanish Language Titles (continued)



Brown

Manual Walls para el manejo urgente de la vía aérea, 6th Edition

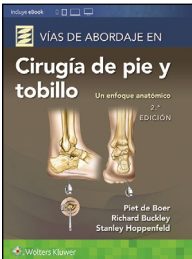
September 2023 / ISBN: 978-8-4192-8477-8
(\$65.00 / £55.00 / €65.00 / AU\$/N/A)



Chandar

LIR. Biología molecular y celular Lippincott Illustrated Reviews Series, 3rd Edition


August 2023 / ISBN: 978-8-4196-6303-0
(\$55.00 / £46.99 / €55.00 / AU\$/N/A)



de Boer

Vías de abordaje de cirugía de pie y tobillo. Un enfoque anatómico, 2nd Edition

September 2023 / ISBN: 978-8-4192-8489-1
(\$130.00 / £111.00 / €130.00 / AU\$/N/A)




Drilon

Oncología de bolsillo, 3rd Edition

July 2023 / ISBN: 978-8-4192-8449-5
(\$65.00 / £51.00 / €60.00 / AU\$/N/A)


Spanish Language Titles (continued)



Edwards

Manual de dermatología genital, 4th Edition


July 2023 / ISBN: 978-8-4192-8487-7
(\$110.00 / £94.00 / €110.00 / AU\$N/A)



Egan

Manual de urgencias oftalmológicas y otorrinolaringológicas, 1st Edition


July 2023 / ISBN: 978-8-4192-8450-1
(\$90.00 / £77.00 / €90.00 / AU\$N/A)



Hansen

Cloherty y Stark. Manual de neonatología, 9th Edition

September 2023 / ISBN: 978-8-4192-8465-5
(\$110.00 / £94.00 / €110.00 / AU\$N/A)




Ho

Electrofisiología de las arritmias: Imágenes prácticas para el diagnóstico y la ablación, 2nd Edition

August 2023 / ISBN: 978-8-4196-6306-1
(\$130.00 / £111.00 / €130.00 / AU\$N/A)

Spanish Language Titles (continued)

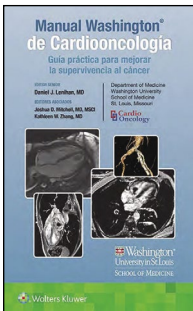


Howley

Fields. Virología. Volumen III. Virus de ARN, 7th Edition

September 2023 / ISBN: 978-8-4192-8461-7

(\$155.00 / £128.00 / €150.00 / AU\$N/A)




Lenihan

Manual Washington de Cardiooncología: Guía práctica para mejorar la supervivencia al cáncer, 1st Edition

July 2023 / ISBN: 978-8-4192-8436-5

(\$90.00 / £77.00 / €90.00 / AU\$N/A)




Kaye

Fundamentos para el tratamiento del dolor agudo: Un enfoque interdisciplinario, 1st Edition

August 2023 / ISBN: 978-8-4192-8435-8

(\$109.99 / £78.00 / €92.00 / AU\$N/A)




Sabatine

Medicina de bolsillo, 8th Edition

July 2023 / ISBN: 978-8-4192-8434-1

(\$50.00 / £42.50 / €50.00 / AU\$N/A)

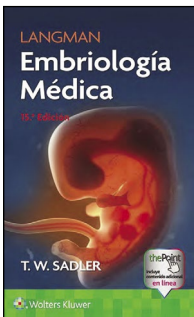
Spanish Language Titles (continued)



Sadhu

Manual Washington de especialidades clínicas. Cardiología, 4th Edition


September 2023 / ISBN: 978-8-4192-8462-4
(\$64.00 / £55.00 / €64.00 / AU\$N/A)



Sadler

Langman. Embriología Médica, 15th Edition

June 2023 / ISBN: 978-8-4192-8486-0
(\$70.00 / £60.00 / €70.00 / AU\$N/A)




Strayer

Rubin & Strayer. Patología: Mecanismos de la enfermedad humana, 8th Edition

July 2023 / ISBN: 978-8-4192-8403-7
(\$84.00 / £68.00 / €80.00 / AU\$N/A)

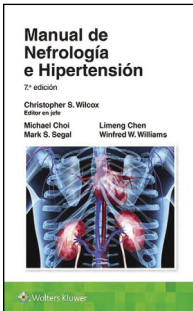
Spanish Language Titles (continued)



Whalen

LIR. Farmacología, Lippincott Illustrated Reviews Series, 8th Edition

July 2023 / ISBN: 978-8-4192-8448-8
(\$70.00 / £60.00 / €70.00 / AU\$N/A)



Wilcox

Manual de nefrología e hipertensión, 7th Edition

August 2023 / ISBN: 978-8-4192-8488-4
(\$70.00 / £60.00 / €70.00 / AU\$N/A)

Notes

July 2023–September 2023



Histology: A Text and Atlas: With Correlated Cell and Molecular Biology, 9th Edition

By Wojciech Pawlina

Combining a reader-friendly textbook and a rich, full-color atlas, **Histology: A Text and Atlas: With Correlated Cell and Molecular Biology**, 9th Edition, equips medical, dental, health professions, and undergraduate biology and cell biology students with a comprehensive grasp of the clinical and functional correlates of histology and a vivid understanding of the structural and functional details of cells, tissues, and organs.

The 9th Edition of this bestselling resource reflects the latest advances in cellular and molecular biology and relevant imaging techniques, accompanied by large, high-resolution illustrations and full-color photomicrographs that clarify microanatomy in vibrant detail. System chapters align conveniently with curricula units and emphasize a clinical context, making this proven approach ideal for integrated curricula as well as standalone histology courses.

- **High-resolution, full-color digital photomicrographs**—including 435 spread across more than 100 atlas plates—clarify key structures in micro-anatomy view.
- **Boxed Clinical and Functional Correlation Folders** boost students' clinical readiness by introducing conditions they may encounter on rotations during clerkship and increase understanding of the related basic science.
- **Histology 101** note card-style reviews reinforce essential chapter content in a reader-friendly format.
- Color-coded **bold key terms** and **clinical information; bulleted text**, and staining techniques, tissue types, and other **tables** provide reference and review content at a glance.
- Updates include . . .
- **Multiple-choice and clinical vignette/USMLE-style questions with answers** online test students' retention and comprehension and strengthen board exam preparation.



North American Edition / ISBN: 978-1-9751-8151-2 / (\$93.99 / £N/A / €N/A / AU\$142.00)
US, CAN, AUS, NZ, PR, USVI Only

International Edition / ISBN: 978-1-9751-8157-4 / (\$93.99 / £59.00 / €69.00 / AU\$142.00)

Approx. 992 pp. / 8 3/8 x 10 7/8 / September 2023

July 2023–September 2023



Willard and Spackman's Occupational Therapy, 14th Edition

By **Glen Gillen** and **Catana Brown**

A foundational book for use from the classroom to fieldwork and throughout practice, **Willard and Spackman's Occupational Therapy**, 14th Edition, remains the must-have resource for the Occupational Therapy profession. This cornerstone of OT and OTA education offers students a practical, comprehensive overview of the many theories and facets of OT care, while its status as one of the top texts informing the NBCOT certification exam makes it an essential volume for new practitioners.

Reflecting the latest OT frameworks and packed with diverse, first-person narratives that offer a unique perspective on the lives of those living with disease, this updated 14th Edition helps today's students and clinicians develop the knowledge and skills they need to apply a client-centered, evidence-based, and culturally relevant approach across the full spectrum of practice settings.

- **NEW!** Chapters on Telehealth and Emerging Theories, including the Kawa Method, familiarize students with rapidly growing areas of OT practice.
- **NEW!** Focus on systemic racism in OT practice empowers students with a holistic understanding of diversity, inclusion, and unconscious bias.
- The most comprehensive approach to occupational therapy available summarizes the full breadth and scope of the field and clarifies complex information.
- Case Studies provide valuable problem-solving practice in dealing with clients, practice issues, and managing OT services and staff.
- **UPDATED!** Videos reinforce key OT practices in vivid detail and clarity.



North American Edition / ISBN: 978-1-9751-7488-0 / (\$119.99 / £N/A / €N/A / AU\$160.00)
US, CAN, AUS, NZ, PR, USVI Only

International Edition / ISBN: 978-1-9751-7491-0 / (\$119.99 / £71.50 / €85.00 / AU\$N/A)

World ex US, CAN, AUS, NZ, PR, USVI

Approx. 1,344 pp. / Approx. 150 Tables / 8 3/8 x 10 7/8 / July 2023